








**CLASS – L.K.G**

**Syllabus (April to May)**

**(2018 – 19)**

Month	Subject	Matter	
  	English Oral (First Pictorial Dictionary)	A to Z, Picture reading A to E Pg. 2 to 6	
	English Written	L, T, I, H, E	
	English Workbook (Song The Letter Sing A)	Will be done according to the syllabus.	
	Rhymes (Hindi Rhymes for language familiarization and will not be assessed in the exam)	<ul style="list-style-type: none"> <li>• 1, 2, 3, 4, 5 Once I caught a fish alive</li> <li>• Bye Baby Bunting</li> <li>• Roz Savere</li> </ul>	
	Math Oral	1 to 10	
	Math Written	1, 7, 4	
	Math (Early Learners Number Work Book –I)	Will be done according to the syllabus.	
	Shapes	Circle	
	Art (Recognition of colours)	Red	
	Conversation (Tintin & Joy (B)	<ul style="list-style-type: none"> <li>• Fruits Pg. 2 , 3</li> <li>• Vegetables Pg. 4 , 5</li> <li>• Dry Fruits Pg.17</li> </ul>	
	Story Telling	The Hare and the Tortoise	
	E.V.S Fun With Pictures (A)	<ul style="list-style-type: none"> <li>• My Family Pg. 4 , 5</li> <li>• My body Pg. 6 , 7</li> <li>• My Classroom Pg. 22</li> </ul>	
	   	English Oral (First Pictorial Dictionary)	A to Z, Picture reading A to E Pg. 2 to 6
		English Written	F, A, B
English Workbook (Song The Letter Sing A)		Will be done according to the syllabus.	
Rhymes (Hindi Rhymes for language familiarization and will not be assessed in the exam)		<ul style="list-style-type: none"> <li>• Pat a cake</li> <li>• Piggy on the Railway Line</li> </ul>	
Math Oral		1 to 20	
Math Written		9, 10	
Math (Early Learners Number Work Book –I)		Will be done according to the syllabus.	
Shapes		Activities related to circle	
Art (Recognition of colours)		Green	
Conversation (Tintin & Joy (B)		Flowers Pg. 6 Birds Pg. 7 , 8	
Story Telling		The Hare and the Tortoise (Contd...)	
E.V.S Fun With Pictures (A)		Superstore Pg. 28 Fruits & Vegetables Market Pg. 40	
Computer		<ul style="list-style-type: none"> <li>• Introduction to a computer lab.</li> <li>• What is a computer?</li> <li>• Uses of a computer.</li> </ul>	