



GURU NANAK PUBLIC SCHOOL
SARABHA NAGAR, LUDHIANA

Break Time

Tasks

Class - UKG





DEAR PARENTS

We know summer holidays are the time of the year when you get an opportunity to spend time with your child. To keep the little ones indoor in the sweltering heat and to use their time creatively, we have attempted to design meaningful creative activities.

We wish you have an enjoyable summer vacation with your kids. Here are few tips which will engage your kids in holidays.



Suggested Books

Books are a man's best friend. Buy different picture books, colouring books and story books for your child.

Let the child do picture reading, colour the sheets in colouring book and recall the characters and incidents of the story.



hello
Summer

Suggested T.V Channels

Baby T.V.

Discovery kids

Disney Junior

Close to Nature



Take your child for regular morning walk to breathe in fresh air. Make him aware of the benefits of morning walk and tell him/her about different types of plants, flowers and birds so that he/she can generate love for nature.



Let's converse in English



How are you? I am fine, Thank you.

I am thirsty, Please give me water.

I am hungry, Please give me food/fruit.

I have finished my work/food.

Please open/close my bottle/tiffin/bag.

Please switch on/off the light/fan.



*hello
summer*

Communication Skills

To speak in English is the need of the hour.

Children have a great capacity to absorb the language of sounds. So you must put every effort to ensure that the child starts learning this international language as early as possible. Make it sure to converse in English with your child to build up his/her confidence.



Ensure to use the below mentioned sentences in your routine conversation.

- | | |
|---|---|
| 1. It is too hot today/ it is too sticky. | 8. I am hungry/thirsty. |
| 2. I am tired. | 9. I feel like vomiting. |
| 3. Please change my clothes. | 10. Please pass me the vegetable. |
| 4. May I go to play? | 11. Please clean my face. |
| 5. Let me watch cartoons | 12. Nice to meet you. |
| 6. Let's go out. | 13. Milk/water has spilled on my clothes. |
| 7. When will papa come? | 14. Can I open my gifts? |



hello
Summer

Communication Skills

15. He/ She is tearing my book.
16. She is scribbling on my notebook.
17. She is writing on the table.
18. I was sick yesterday.
19. Don't spit here.
20. Ice cream is very yummy.



21. Please help me to do my work.
22. May I help you?
23. Draw the curtain.
24. Drag the chair.
25. May I sit with my friend?
26. Papa is not at home.
27. There is a call for you.
28. Please give me a hug.
29. You look very beautiful!
30. You look handsome!



hello
summer

Write the beginning sound for each word.



	a	t
--	---	---



	a	n
--	---	---



	a	t
--	---	---



	a	n
--	---	---



	a	t
--	---	---



	a	n
--	---	---



	a	t
--	---	---



	a	n
--	---	---



	a	n
--	---	---



	a	t
--	---	---



	a	n
--	---	---




	a	t
--	---	---

www.sigmacollege.org


Count the number of objects and circle the number on the right.




5 6 4



10 8 9



6 7 5






8 7 9



6 9 8

Colour the numeral that comes 'just before'.



1



B



2



C

Before and After Numbers

Write the numbers that come before and after.

2

4

6

8

1

3

5

7

9

11

10

12

14

13

1



B



2



C

CVC FIND AND MATCH

cap
gap
nap
tap
lap
map

t	h	c	a	p	b
e	m	a	p	t	m
o	g	s	t	a	p
l	a	i	e	g	v
a	p	s	p	y	r
p	r	n	a	p	f



--	--	--



--	--	--



--	--	--



--	--	--












--	--	--



--	--	--

Count the objects and write number and its number name

Objects	Number	Number Name
		
		
		
		
		
		
		
		
		
		



Short A Word Sort

Sort and write the words

cat	can	map	pat	fan	sap
gap	bat	pan	tap	lap	sat
ban	hat	cap	ran	mat	tan



-an

1. _____
2. _____
3. _____
4. _____
5. _____
6. _____



-ap

1. _____
2. _____
3. _____
4. _____
5. _____
6. _____




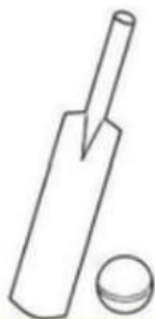
-at

1. _____
2. _____
3. _____
4. _____
5. _____
6. _____

Circle the vowels.



Look at the picture & write the word:





Dear Parents

Kindly take print outs of above worksheets and make your ward complete the same.

Cursive writing:

We are sharing a video related Cursive strokes, loops, curves and letters. Watch it carefully and practice the same on notebook.

Let's Doodle Reloaded

Complete pages

7,12,16,26,27,28,30,37



*hello
summer*



English

Practice Aa- Zz (5 times) and 5 pages of writing (any 3 letter words) on new four lines English notebook in proper formation.

Mathematics

Practice 1-100 (5times) and Number names 0 -10 (5 times) on new Mathematics notebook in proper formation. Make sure your word touch the bottom lines of boxes.



hello
summer



ENGLISH RECITATION COMPETITION

Prepare your child for the
forthcoming
Competition-
English Recitation
Competition will be held in
the third week of July, 2025.
Rhyme should be out of the
syllabus.



*hello
summer*



Dear Parents

Kindly prepare your ward for Show and Tell activity to be conducted during the class in the fourth week of July 2025.

**Topic: My Favourite Toy OR
MY Favourite Fruit**

***Props can be used.**

***Prepare 4-5 lines on the given topic.**

Thanks



*hello
summer*



Let's Dance!
Prepare the song for Father's day
" Love you daddy"

Note:-

Dear Parents

We are sharing the video for your reference. Kindly make your ward watch the video and practice accordingly.



*hello
summer*

#Daily routine

*First of all, cover your head properly, sit nicely with crossed legs and joined hands.

Close your eyes and remember God by reciting his name (minimum 1 minute) daily.

Practice Gurbani Shabad

"HAR HAR NAAM AMOLA"

Prepare above mentioned Shabad in holidays and auditions for the same will be conducted in the last week of July.

Selected students will get a chance to participate in Gurpurab Celebration.

*Watch videos of the following and practice them with actions.

1. Sargam ((1,2,3)

2. Papa Mere Papa

3. Phoolon ka Taron Ka

Prepare any one song..

*Practice rhythmic clap game (part one and part two).

Note:

Dear Parents

We are sharing the videos and one audio for Shabad for your reference. Kindly make your ward watch the videos and practice accordingly.

MY SPECIAL DAY WITH DAD

My dad is so special, strong and smart
That's why I love him so much,
With all my little heart.

HAPPY FATHER'S DAY!!

FUN ACTIVITY WITH DAD: HAND CUTOUT CARD

Materials required:

Acrylic paint

Coloured Sheet

googly eyes

Cutouts of moustache and bow tie

fevicol



Method

Step 1-Fold a piece of coloured paper card in half.

Trace the handprint so the pinky is at the folded part.

Step 2-Paint the centre with the color for the face and let it dry.

Then paint the hair (the fingers on the card).

Step 3- Trace and cut out the moustache and bow tie templates.

You can also draw these yourself.

Step 4-Glue on small googly eyes, the moustache and the bow tie.

Add two black outlines with a sharpie or black marker to the centre of the bow tie to make it pop more

Now your card is done and you can write your message inside!

Click the picture of your ward doing the activity



hello
summer

World Environment Day

- 1- Help your child to sow a seed or plant.
 - 2- Encourage your child to water the plant regularly.
 - 3- You can ask the child to check the growth every day. Help your child in taking picture of the growth regularly with the dates mentioned on the picture.
 - 4- Paste the above pictures (coloured printout) of the process on an A4 size sheet.
 - 5- It would be appreciated if the plant is an air purify plant like Aloe-vera, Areca palm, Money plant, Snake plant, Spider plant or Peace lily.
 - 6- Use small pots or small cups which are not in use and child can bring to school and keep in the classroom after summer break.
- 5-Place a bowl of water for birds and animals outside your home or on the terrace to beat the heat.



hello
summer

Have a
safe & happy
SUMMER

hello
Summer