



Class-Nursery

**Summer Holidays
Homework**



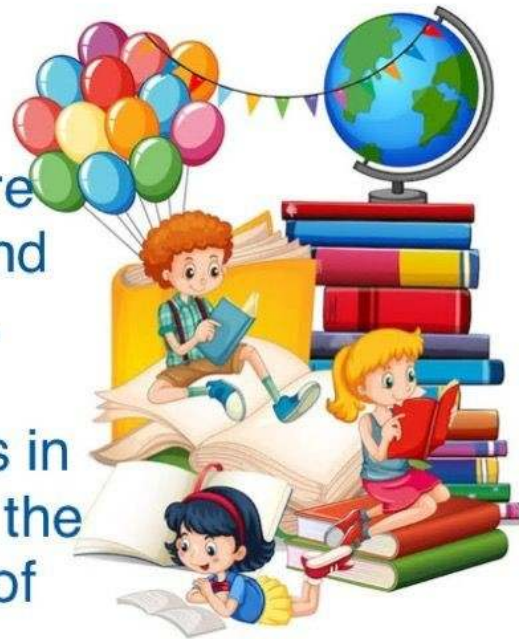
★ SUMMER ★

DEAR PARENTS

We know summer holidays are the time of the year when you get an opportunity to spend time with your child. To keep the little ones indoor in the sweltering heat and to use their time creatively, we have attempted to design meaningful creative activities. We wish you have an enjoyable summer vacation with your kids. Here are few tips which will engage your kids in holidays:

Suggested Books

Books are a man's best friend. Buy different picture books, colouring books and story books for your child. Let the child do picture reading, colour the sheets in colouring book and recall the characters and incidents of the story.



★ SUMMER ★

Suggested T.V Channels 

Baby T.V.
Discovery kids
Disney Junior



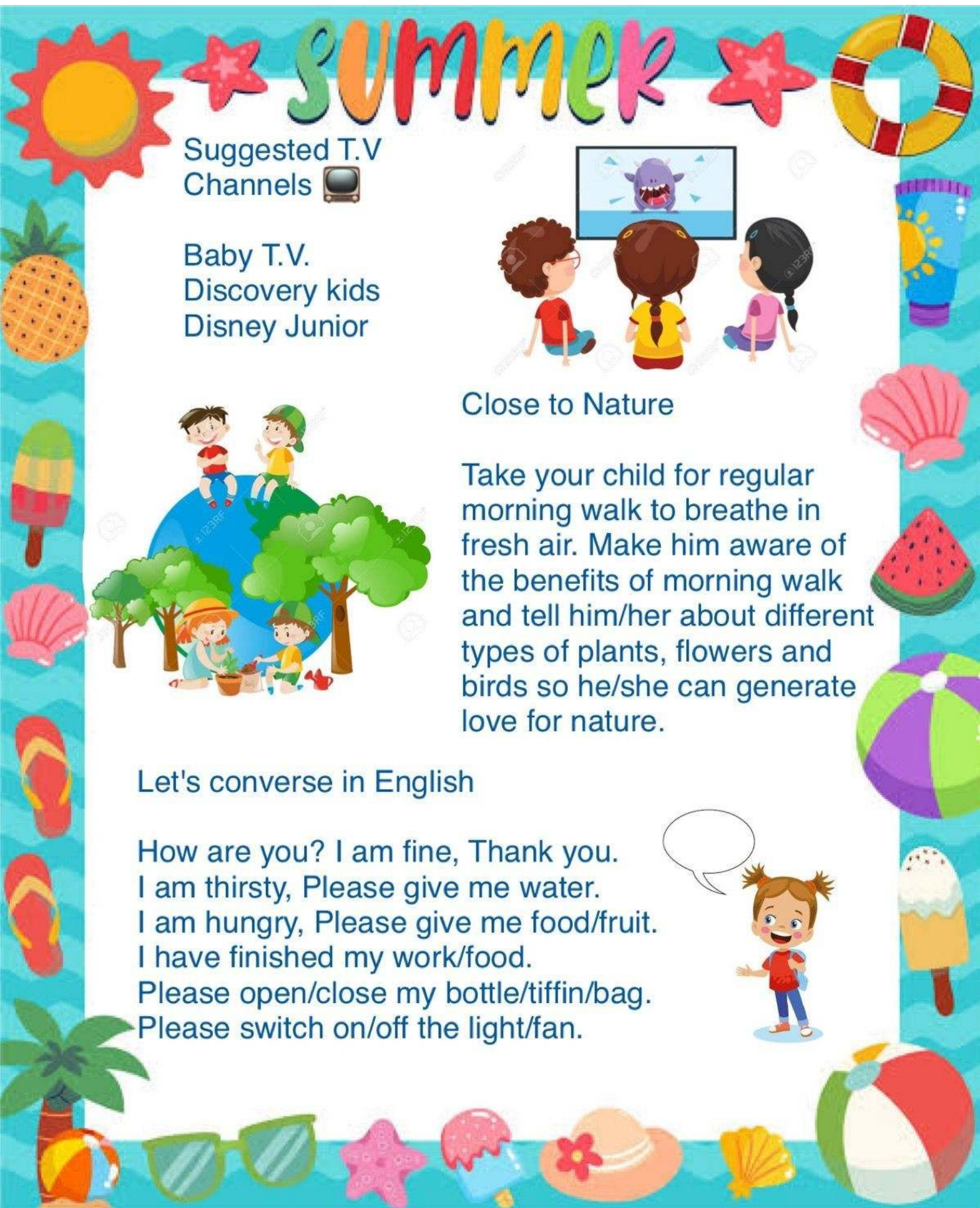
Close to Nature

Take your child for regular morning walk to breathe in fresh air. Make him aware of the benefits of morning walk and tell him/her about different types of plants, flowers and birds so he/she can generate love for nature.



Let's converse in English

How are you? I am fine, Thank you.
I am thirsty, Please give me water.
I am hungry, Please give me food/fruit.
I have finished my work/food.
Please open/close my bottle/tiffin/bag.
Please switch on/off the light/fan.



SUMMER

Communication Skills

To speak in English is the need of the hour. Children have a great capacity to absorb the language of sounds. So you must put every effort to ensure that the child starts learning this international language as early as possible. Make it sure to converse in English with your child to buildup his/her confidence.

Ensure to use the below mentioned sentences in your routine conversation.

- 1. It is too hot today/ it is too sticky.**
- 2. I am tired.**
- 3. Please change my clothes.**
- 4. May I go to play?**
- 5. Let me watch cartoons**
- 6. Let's go out.**
- 7. When will papa come?**
- 8. I am hungry/thirsty.**
- 9. I feel like vomiting.**
- 10. Please pass me the vegetable.**
- 11. Please clean my face.**
- 12. Nice to meet you.**
- 13. Milk/water has spilled on my clothes.**
- 14. Can I open my gifts?**





★ SUMMER ★



Communication Skills

- 15. He/ She is tearing my book.**
- 16. She is scribbling on my notebook.**
- 17. She is writing on the table.**
- 18. I was sick yesterday.**
- 19. Don't spit here.**
- 20. Ice cream is very yummy.**
- 21. Please help me to do my work.**
- 22. May I help you?**
- 23. Draw the curtain.**
- 24. Drag the chair.**
- 25. May I sit with my friend?**
- 26. Papa is not at home.**
- 27. There is a call for you.**
- 28. Please give me a hug.**
- 29. You look very beautiful!**
- 30. You look handsome!**

Project Germination

World
Environment
Day



Take any empty ice cream cup or box available at home and put some cotton in it.

Help the child put a few seeds of Rajma or Channa or Green Dal on top of cotton.

Tell the child to add little water to it and keep it in the sunlight.

Let the child water the plant every alternate day and watch the plant grow.

Parents please explain your child how difficult it is to grow food and that it should not be wasted.





Best Dad Trophy



Instructions

Step #1:

Paint the entire cup with yellow paint. Make sure to do the inside too! Set it aside to dry.

Step #2:

With yellow construction paper, cut out two handles for your trophy. Measure to make sure they fit nicely for the size of your cup.

Step #3:

Cut out a circle the size of the opening of your cup.

Step #4:

Using your black marker, write "World's Best Dad" on your cup (once it is dry).

Step #5:

Glue the circle you made to the bottom of the cup. Glue a handle on each side of the writing. Now you are ready to decide what to fill your trophy with! and present to your Dad on Fathers Day



Step - 1



Step - 2



Step - 3



Step - 4



Step - 5

FATHER'S
DAY

It's Summertime!



Let's Be An Artist

"A picture is a poem without words"

Art related activities are important for so much more than just keeping child busy or relaxed. They've been proven to boost a child's self-image. The self esteem, confidence and pride that comes from art in education is truly incredible and each child should be able to experience that.

ACTIVITY Coconut Tree

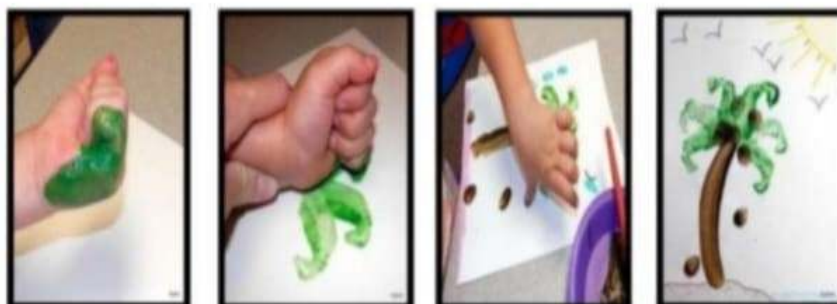
Take a sheet and painting colours.

Take your fist print on the sheet.

First make 2 or 3 prints from left hand and another 2 or 3 from right hand.

Draw a tree trunk with paint brush.


- Make coconuts with the help of thumb prints.**



It's Summertime!



Car Tracking Printing



STEPS:


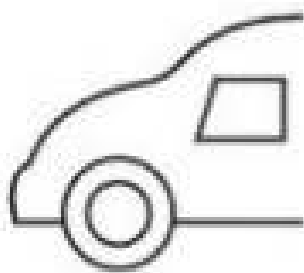

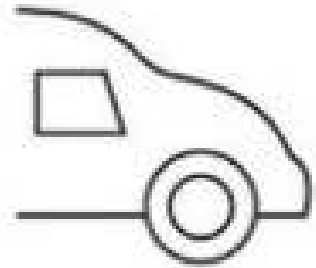

1. Prepare the paint
2. Prepare the paper and toy car
3. Dip the toy car in paint
4. Use the Car to paint the paper
5. Have Fun Printing



It's Summertime!




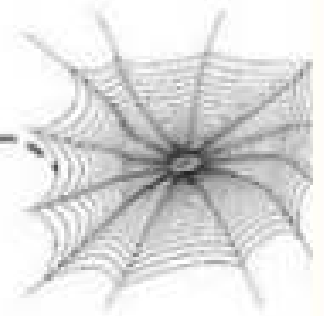
Draw a line to connect each picture with its other half.



It's Summertime!




Trace the waves using different crayons



It's Summertime!



Colour the Picture



It's Summertime!



Trace the Pattern





#Daily routine

***First of all, cover your head properly, sit nicely with crossed legs and joined hands.**

Close your eyes and remember God by reciting his name (minimum 1 minute) daily.

*** Practice Gurbani Shabad**

**"JO JO CHITVE DAAS HAR MAYEE ||
SO SO KARTA AAP KARAYEE ||"**

Prepare above mentioned Shabad in holidays and auditions for the same will be conducted in the last week of July. Selected students will get a chance to participate in Gurpurab Celebration.

***Watch videos of the following and practice them with actions.**

- 1. Five little monkeys**
- 2. Nani Teri morni**
- 3. Lakdi kathi**

Prepare any one song..

***Practice rhythmic clap game (part one and part two).**

Note:

Dear Parents

We are sharing the videos for your reference. Kindly make your ward watch the videos and practice accordingly.

Let's Dance! Prepare the song - “ Together we are a Family”

Note:-

Dear Parents

We are sharing the video for your reference.

Kindly make your ward watch the video and practice accordingly.



SHOW AND TELL ACTIVITY



MY FAVOURITE TOY

Dear Parents

Kindly prepare your ward for Show and Tell activity to be conducted during the class in the fourth week of July 2024.

Topic: My Favourite Toy

***Props can be used.**

***Prepare 2-3 lines on the given topic.**

Thanks



★ summer ★

ENGLISH RECITATION COMPETITION



Prepare your child for the forthcoming Competition-

English Recitation Competition will be held in the third week of July, 2024. Rhyme should be out of the syllabus.



It's Summertime!



**Eat healthy
& stay
hydrated**



**Happy Summer Vacation
GNPS Sarabha Nagar,
Ludhiana.**

