



**GURU NANAK PUBLIC SCHOOL
SARABHA NAGAR, LUDHIANA**

SUMMER BREAK ASSIGNMENT

CLASS VI



MATHEMATICS

(Part A)

1. Collect the data regarding number of Primary and High Schools in the states of Punjab and Andhra Pradesh. Write the same in figures and words according to Indian and International system.
2. Which state has more number of High Schools?
3. Which state has more number of Primary Schools?

(Part B)

Do Examples of Ch1(Knowing Our Numbers) and Ch 2(Whole Numbers).

Note: Do the Holidays Home Work in Maths Register

PUNJABI

1. ਇੱਕ ਚਾਰਟ (A4sheet) ਉੱਪਰ ਪੰਜਾਬ ਅਤੇ ਆਂਧਰਾ ਪ੍ਰਦੇਸ਼ ਦੇ ਪਹਿਰਾਵੇ ਦੀਆਂ ਚਾਰ ਚਾਰ ਤਸਵੀਰਾਂ ਲਗਾ ਕੇ ਕਿਸੇ ਇੱਕ ਪਹਿਰਾਵੇ ਤੇ ਇਕ ਪੈਰੂ ਲਿਖੋ ।
2. ਲੇਖ 'ਮੇਰਾ ਮਨ-ਭਾਉਂਦਾ ਅਧਿਆਪਕ 'ਅਤੇ ਕਹਾਣੀ ' ਬੁਰੀ ਸੰਗਤ ਦਾ ਫ਼ਲ ' ਪੰਜਾਬੀ ਵਿਆਕਰਨ ਕਾਪੀ ਵਿੱਚ ਲਿਖੋ ।

DIVINITY

Learn 1 to 16 Pauries of Chaupai Sahib

SCIENCE

Compare Flora and fauna of Punjab and Andhra Pradesh.

OR

Compare weather conditions in Punjab and Andhra Pradesh.

NOTE: TO BE DONE IN SCIENCE NOTE BOOK.

Read Ch-15

SOCIAL SCIENCE

Art integrated Activity

Do the following activity about the two states of India in scrapbook or A4 size sheets.

1. On a political map of India highlight the states of Andhra Pradesh and Punjab with their capitals.
2. Make a collage on political parties of Andhra Pradesh and Punjab.
3. Paste any five pictures of historical monuments of Andhra Pradesh and Punjab and write two lines for each.
4. Draw a neat and clean well labelled diagram of heat zones of the earth and important parallels of latitude.
5. Make a poster on World Peace.

HINDI

1. अपनी हिंदी की पाठ्यपुस्तक वीवा हिंदी पाठमाला के पाठ-4 'लालची बंदर' पाठ-6 'अभ्यास का कमाल', पाठ-7 'हिमालय' का मौखिक अभ्यास करें।
2. बछेंद्री पाल भारत की पहली महिला हैं जिन्होंने सर्वप्रथम माउंट एवरेस्ट पर चढ़ाई करके विजय पताका लहराई अपनी उत्तर पुस्तिका में उनका चित्र चिपकाकर उनके बारे में लिखें।
3. कोई 10 सुलेख अपनी उत्तर पुस्तिका में लिखें।
4. निम्नलिखित चित्र को देखकर 50 से 60 शब्दों में उसका वर्णन करें।



GENERAL KNOWLEDGE

- Read English newspaper every day.
- Write two current affairs for fifteen days on a notebook

MUSIC WAVELET

Singing practice of Alankaars and Gurbani Shabads done in music classes.

1. Prepare any one Punjabi folk song: -

(like Tappe, Chhala, Bollian, Mirza, Heer, Suhag. Ghorrian and Rati)

Singer artists for girls - Surinder Kaur, Gurmeet Bawa, Parkash Kaur and Ranjeet Kaur.

Singer artists for boys – Gurdas Mann, Manmohan Varis, Alam Lohar and Satinder Sartaj.

2. Prepare one decent Bollywood song of 1980's sung by these artists-
Mohamad Rafi, Mukesh, Kishore Kumar, Lata Mangeshkar and Asha Bhosle.
3. Practice of National Anthem.

ART

1. Make one object by using waste material.
2. Make poster on the topic "Festivals of India" on A2 size ivory sheet.

COMPUTER SCIENCE

1. Explain Additional Features of Windows 7. (Refer Pg 24 of book) on an A4 sheet.
2. Open Windows Explorer → Pictures Library Folder. Change the view of the icons from the Change view option one by one and paste the screen shots of the views on the A4 Chart.

DANCE

Summer vacations are meant for fun and full of enjoyment with family and friends. It's time for children to play, enjoy, relax and re - energize.

Activities:

Prepare dance on any Bollywood dancing number.

Prepare any Punjabi folk dance.

ENGLISH



Q1. This is a picture of a famous place called 'Charminar in Andhra Pradesh' write a paragraph in about 50 to 60 words describing the picture.

Use the following points to elaborate the paragraph:

- ❖ famous monument and mosque in Hyderabad
- ❖ built by Muhammad Quli Qutb Sahi in 1591
- ❖ prime tourist attraction
- ❖ minarets represents four direction
- ❖ surrounded by huge local market

Q2. Do Grammar Assignment (Write only answers).

Note: Do Q1 and Q2 in English Practice Notebook

cbe ASSESSMENT PAPER – 1

SECTION A – READING (25 Marks)

(10 Marks)

1. Read the following poem carefully.

SYMPATHY

1. I lay in sorrow, deep distressed;
My grief a proud man heard;
His looks were cold, he gave me gold,
But not a kindly word.
2. My sorrow passed – I paid him back
The gold he gave to me;
Then stood erect and spoke my thanks
And blessed his charity.
3. I lay in want, and grief, and pain;
A poor man passed my way;
He bound my head, he gave me bread,
He watched me night and day.
4. How shall I pay him back again
For all he did to me?
Oh, gold is great, but greater far
Is heavenly sympathy.

Charles Mackay

- (I) Choose the correct option for each of the following statements.

(8 Marks)

(a) The poem deals with to someone in need.

- | | |
|--------------------------------|-----------------------------------|
| (i) two similar attitudes | (iii) two inappropriate attitudes |
| (ii) two contrasting attitudes | (iv) two desirable attitudes |

(b) The expression: "His looks were cold" (stanza 1) means that

- | | |
|---------------------------------------|---------------------------|
| (i) there was no sympathy in his eyes | (iii) he looked cool |
| (ii) he knew what he was doing | (iv) he did not want help |

(c) The speaker paid the rich man back by

- | | |
|---------------------------|--|
| (i) helping him in return | (iii) returning his money and thanking him |
| (ii) thanking him | (iv) taking care of him in his need |

(d) "Then stood erect..." The expression shows that the speaker

- (i) was thankless (iii) had recovered well
(ii) no more felt burdened (iv) was not bothered

(e) The line "How shall I pay him back" suggests that the speaker

- (i) never wanted to repay his debt
(ii) is not sympathetic to the poor man
(iii) couldn't possibly repay the kindness shown to him
(iv) is a rather selfish man

(f) According to the poet, material help

- (i) is of no good
(ii) is what people need most
(iii) is needed more than sympathy and kindness
(iv) is not more valuable than sympathy and kindness

(g) By calling sympathy 'heavenly', the speaker means to say that it is a virtue

- (i) found in all human beings (iii) that makes human beings noble
(ii) found only in angels (iv) that sends human beings to heaven

(h) Which of the given options correctly lists the following character traits of rich man and the poor man.

1. kind-hearted 2. unfeeling 3. caring 4. rude 5. proud 6. sympathetic

- (i) Rich Man – 2, 4, 6; Poor Man – 1, 3, 5 (iii) Rich Man – 2, 4, 5; Poor Man – 1, 3, 6
(ii) Rich Man – 2, 3, 4; Poor Man – 1, 5, 6 (iv) Rich Man – 1, 2, 4; Poor Man – 3, 5, 6

(II) In your opinion, is your mindset more like the poor man's or the rich man's? Give two reasons to support your opinion. (2 Marks)

2. Read the following passage carefully. (15 Marks)

DURGA PUJA

- Durga Puja is a grand occasion in Kolkata when the city forgets its worries and yields to sudden excitement of celebration and worships. People buy new clothes from stores which remain open till late into the night and offer big discounts.
- Preparations for the festival begin more than two months in advance when various puja committees of the city, which number more than a thousand, start placing their orders for the idols of the goddess with the image makers of Kumartuli. Kumartuli is a small locality of hereditary sculptors, image makers in the north of Kolkata near the river Hoogly. For generations these craftsmen have been moulding splendid images of the goddess out of straw and clay.

3. In Hindu mythology the story of the goddess goes like this. Mahishasur, a demon, assumed the shape of a buffalo and defeated all the gods in battle. In despair the gods went to Lord Shiva who was very angry at Mahishasur's wicked and haughty behaviour and out of the pure energy of his anger, Durga was created. Every God gave a weapon and a part of his energy to her. She rode off on a lion to fight with the demon. In the fierce battle the goddess pierced his heart with her spear and killed him. And so, the popular image of Durga is that of the goddess standing astride her lion and piercing the chest of the buffalo demon Mahishasur with her spear.
4. In Kolkata, Puja festivities go on for four days. On the fourth day, the last day of the festival, the images are taken out in a procession at about 4 o'clock in the evening, accompanied by brass bands, for immersion. There at Hoogly, with loud cries and reverence the images are pushed into the river.

(I) **Complete the following statements as briefly as possible.** (4 Marks)

- (a) According to paragraph 1, Durga Puja is a festival of and
- (b) Kumartuli is famous for
- (c) According to paragraph 3, Durga Puja commemorates the victory of
- (d) On the concluding day of Durga Puja, the idols of Goddess Durga

(II) **Given below is the summary of paragraph 3 of the passage. Complete it by writing the missing word against the correct blank number in your answer sheets.** (6 Marks)

When all the gods were (a) by Mahishasur, they went to Lord Shiva who got (b) and created Durga. Every God gave a (c) and a part of his energy to her. There was a terrible (d) between the goddess and the demon. Ultimately the goddess (e) the demon with her (f)

(III) **If someone is 'haughty', he/she shows** (Choose the correct option) (1 Mark)

- (a) anger (c) pride
(b) fear (d) hatred

(IV) **If someone has an attitude of 'reverence' towards somebody or something, he/she shows** for that person/thing. (Choose the correct option) (1 Mark)

- (a) indifference (c) pity
(b) respect (d) dislike

(V) **What lesson of life do you think the story of Durga and Mahishasur teaches us?** (1 Mark)

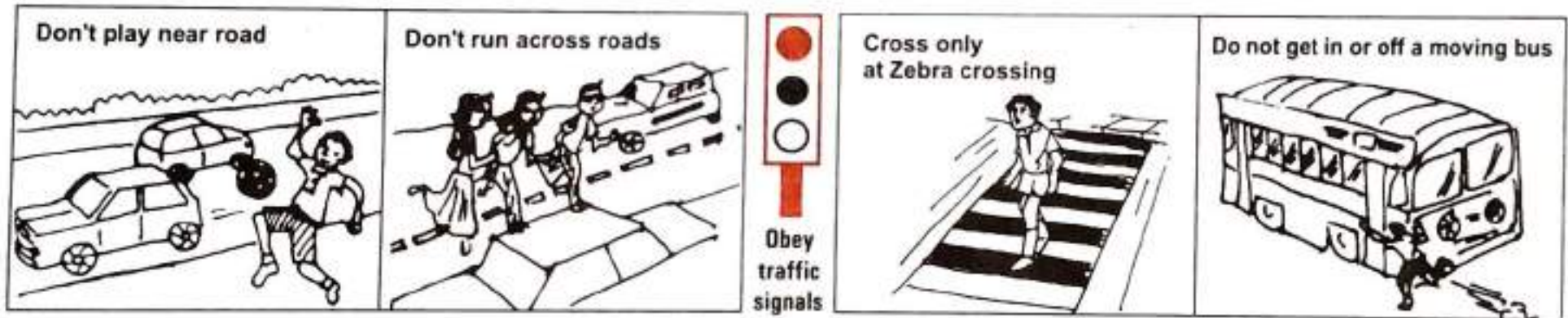
(VI) **Would you like to visit Kolkata during Durga Puja? Answer 'Yes' or 'No'. Give two reasons, using examples from the text to support your opinion.** (2 Marks)

3. To celebrate Environment Day, your school is organising an Essay Writing Competition for the students of Classes VI to VIII on the topic "Ban the Polybag". As the Head Boy/Head Girl of the school, draft a notice in about 50 words announcing the competition and inviting students to take part in it. (4 Marks)

4. As part of the Road Safety Week, your school is organising a declamation contest. Your teacher has given you the topic "Road Safety for Pedestrians". Taking ideas from the following visual, together with your own ideas, write your speech in about 120 words. (6 Marks)

A SINGLE ACT OF INDISCIPLINE OR A LAPSE IN ALERTNESS CAN PUT YOU AND OTHERS AT RISK

Road Safety Week 1st – 7th January



ESSENTIALS FOR AN ACCIDENT FREE RIDE

- Discipline
- Alertness
- Respect for other road users

SECTION C – GRAMMAR (20 Marks)

5 Choose the correct preposition from the options given to complete the foll. sentences. (4 Marks)

(a) He left his keys the doorstep.

- (i) across (ii) before (iii) at (iv) into

(b) The remote control is the television cabinet.

- (i) across (ii) into (iii) at (iv) behind

(c) There is a good movie television tonight.

- (i) on (ii) in (iii) along (iv) for

(d) I need to study harder when I'm Class 7.

- (i) on (ii) in (iii) past (iv) before

6 Given below is a conversation between Michael and Sherin. Complete the dialogues by filling in the gaps with the most suitable option. (4 Marks)

MICHAEL : What are you doing this weekend, Sherin?

SHERIN : (a) special plan.

MICHAEL : How do you like the idea (b) the Fun-n-food village.

SHERIN : That sounds great; but I (c) my parent's permission.

MICHAEL : I'll come to your house this evening and request your parents (d) the picnic.

SHERIN : Hey, that's a good idea!

(a) (i) I didn't have some

(ii) I am not having some

(b) (i) for coming for a picnic to

(ii) for going to a picnic at

(c) (i) should have taken

(ii) will have to take

(iii) I don't have any

(iv) I won't have any

(iii) of going for a picnic to

(iv) to going to a picnic at

(iii) will be taking

(iv) had taken

- (d) (i) for allowing you to joining
 (ii) to allow you to joining

- (iii) to allow you to join
 (iv) allowing you to joining

7 The following passage has not been edited. There is an error in each of the lines. Write the incorrect word and the correction in your answer sheets against the correct blank number. (4 Marks)


Like the tiger, the leopard to
 belong to the cat family. However,
 unlike the tiger, it should climb trees
 very well. The leopard's fur are tawny
 with lovely black spots. It's spots
 make it easy on the leopard to
 hide in a leafy tree. Leopards hunts
 animals as monkeys, dogs and goats.

- (a)
 (b)
 (c)
 (d)
 (e)
 (f)
 (g)
 (h)

8 Look at the words and phrases below. Rearrange them to form meaningful sentences. Write the answers in your answer sheets against the correct blank number. (4 Marks)

- (a) daily / read newspaper / should / one
 (b) is a / good / habit / reading
 (c) our awareness / helps us / it / to increase
 (d) information on / it gives us / matters / various

Samantha the Girl Scientist



By T. Albert

Illustrated by: maillustrations.com

 **monkey pen**

Free & personalised children's books

Samantha the Girl Scientist

Samantha the Girl Scientist is a fun book with two simple experiments for the inquiring mind. It's intended to stimulate the young reader's interest in the Sciences. It is written towards the interests of girls. Its sequel, **Samuel the Boy Scientist**, is written towards the interests of boys.



Free & personalised children's books

Published by Monkey Pen Ltd



Dear **Supporter**,

Thank you for downloading our **children's books**.
Monkey Pen's Vision is to provide thousands of **free children's books** to young readers around the globe.

Please **share our books** with your friends and family to
support our mission. Thank you



Please make a **donation on Patreon** to support
Monkey Pens Free Book Project:





“Hi! My name is Samantha and I want to be a scientist. You may be wondering why and my answer is simple. I am amazed at all the wonderful things like television, cellular phones, men on the Moon, space exploration, and the list goes on. But those are big things and I just don’t understand everything about them yet.

I also wonder about smaller things like-why do my doll’s eyes close when I lay her down and open when I pick her up. Or how are cartoons made? Hmm – I know it has something to do with Science.

My brother Samuel wants to be a scientist too, but he likes things that I don’t, like-why Stalactites grow.

But even though we don’t like the same things it’s still Science so we get along just fine. In fact, our teachers help us better understand Math, technology, current events and trends - all of which are important. We even help each other and have lots of fun.



I like to experiment or take things apart to see how they work. No matter what I do, I tell my mom or dad what I am going to be doing and sometimes even ask for their help. I would never just do something. I could get hurt.

Sometimes it's best to start small, and that's just what I did. I remember my first experiment in detail and it was a lot of fun to do. I had to do an optical illusion. You may be wondering why that is important and all I can say is that it's the basis for making


Cartoons - and here is why.

Our brains fill in the gaps for whatever our eyes aren't processing. So two different pictures can actually become one or still images can appear to be moving.

Try this experiment, it's lots of fun and there is nothing dangerous about it. Here is what you need:




- 2 small pieces of white cardboard or index cards.
- Tape
- A pencil to be used as a shaft
- Crayons, colored pencils or whatever you want to draw with



The Experiment Preparation:

- Draw a large birdcage on one piece of cardboard. You are the scientist so make it look like you want. Just make it pretty big.



- On the other piece of cardboard draw a bird. Maybe a Budgie or a Toucan. Just make sure it is smaller than the birdcage.



- Tape the pictures, back-to-back, onto the pencil shaft.

The Expected Result:

- What do you think is going to happen if you spin the pencil? I can't tell you because I did it and this is your discovery.



The Experiment:

- Hold the pencil between the palms of your hands.
- Rub your hands to make the picture spin around.
- Of course, you have to look at the picture while it's spinning.

The Experiment Result:


- You should have seen the two pictures appear as one. If you didn't see the bird in the cage, keep trying until you do.



That is Science! Have some fun and try different pictures.
(I even put Samuel in jail once).


Hey, do you want to do a little magic and make a spot on a piece of paper disappear? It's different for each person but it does disappear.

Yes, it's Science too but let's get to the experiment and I'll explain the Science later.



It's simple to set-up. Just draw a square about $\frac{1}{4}$ inch to one side of a white piece of paper and color it in. Draw a circle about 3 to 4 inches to the right that's about the same size as the square and color it in. This is the dot you are going to make disappear. Actually you can draw two small pictures, or letters, or numbers, or whatever you want. One of them will disappear.

- After you draw them hold the paper at arm's length.
- Close your left eye and focus on the square with your right eye.
- Slowly move the paper towards you.
- At some point the dot will disappear.
- Try it again and make the square disappear. Close your right eye and focus on the dot with your left eye. Move the paper towards you until the square disappears.



It's magic! Well, actually it is Science. You see, the spot where your optic nerve connects to your eye doesn't have any photoreceptors. That means it is a blind spot and we all have them.

You never notice this blind spot because your two eyes work together to cover it up. Just like in the first experiment your brain fills in for the blind spot with the background.

I have a question for you. What do you think will happen if you use a colored piece of paper like red?

If you don't know, do another experiment and see for yourself. Science is fun and I am glad I am going to be a scientist.

Maybe you'll decide to be one too."

Your Story Book!

A book specially made, with you as the main hero or heroine!

Discover More >



Personalised children's gifts by
www.monkeypen.com



Free & personalised children's books

Samantha the Girl Scientist

Samantha the Girl Scientist is a fun book with two simple experiments for the inquiring mind. It's intended to stimulate the young reader's interest in the Sciences and written towards the interests of girls. It's sequel, **Samuel the Boy Scientist**, is written towards the interests of boys.



Please **share our books** with your friends and family to **support our mission**. Thank you



Published by
Monkey Pen Ltd



Free & personalised children's books

Illustrated by
www.maillustrations.com

