




**GURU NANAK PUBLIC SCHOOL
SARABHA NAGAR, LUDHIANA**

SUMMER BREAK ASSIGNMENT

CLASS - I






Dear Parents

Summer vacations can be a great time for parents and children to explore new activities and create lasting memories. To help you make the most of the summer break, here are some tips:

- ❖ Plan ahead
- ❖ Set goals
- ❖ Create a routine
- ❖ Explore local activities
- ❖ Engage in outdoor adventures
- ❖ Spend quality time together
- ❖ Relax and have fun

Have a great summer vacation!!



To utilize the time in the most constructive way,
we have prepared Holidays Homework for the
students on the principle of “Learning by doing”
for his/her holistic development.

Physical Development: Encourage regular physical
activity and provide opportunities for active play, which
promotes motor skills, coordination, strength and overall
health.

Communication Skills : Support language development
by engaging in conversations with your child, reading
aloud. So, it is important to encourage your child to
converse in English.

**We are positive that our combined endeavours
shall bring about the desired all-around
development of the child.**

Let me introduce myself

This is how I look

(Photograph of self)

Hi! My name is _____.

I am _____ years old.

My birthday is on _____.

I am from _____ (country).

I live in _____ (city).

I am a student of _____ (school).

There are _____ members in our family.

My father is a/an _____.

My mother is a/an _____.

My favourite subject is _____.

My favourite sport is _____.

I want to become a _____.

My hobbies are _____.

My favourite food is _____.

My favourite place is _____.


Note

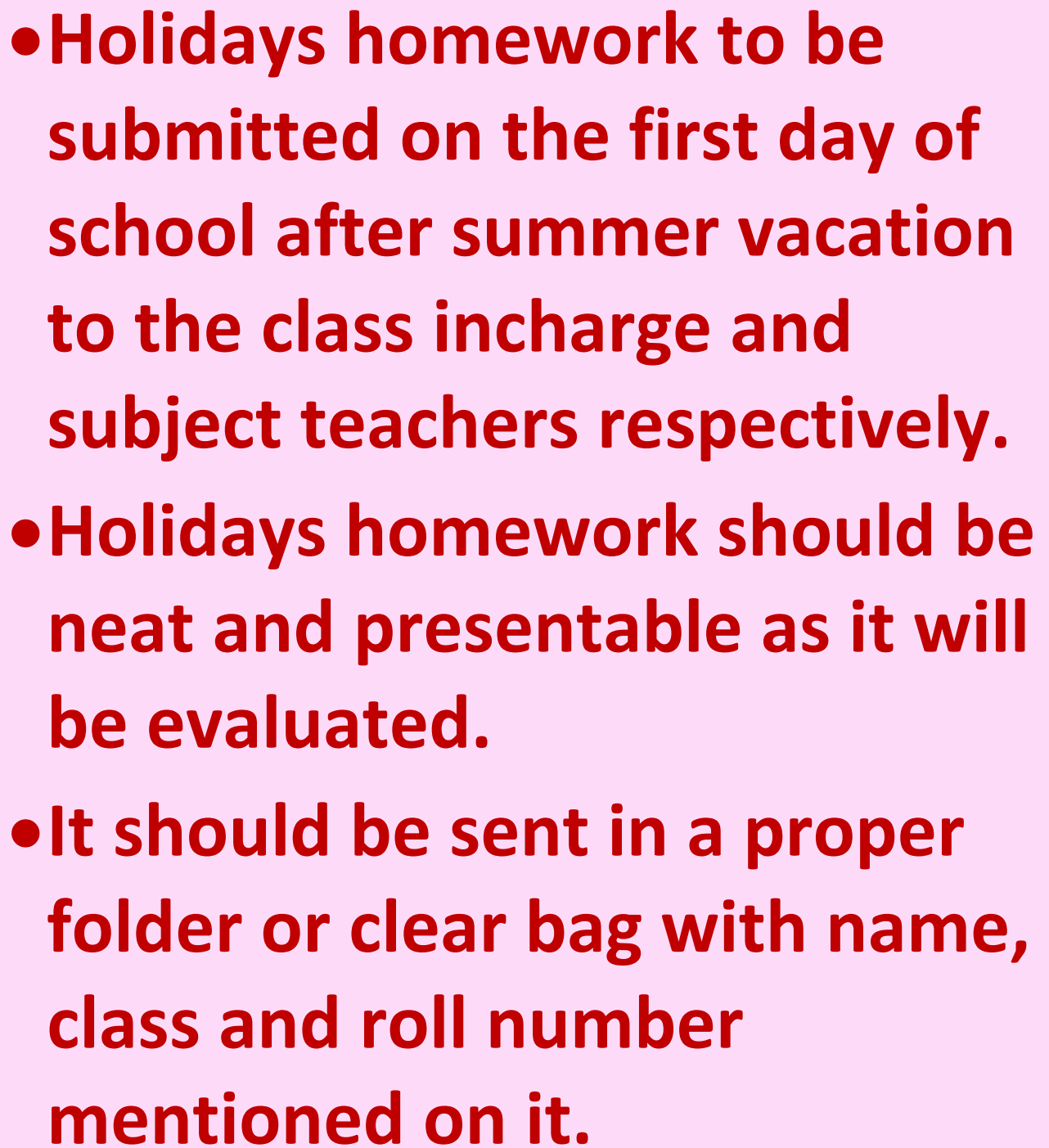
- **Prepare yourself for English Recitation Competition to be held in the month of July.**

Kindly note the following:

- Screening for the same will be done after vacation. Best entries will be selected for the competition.
- Poem should not be from the syllabus.
- Time Limit : 1-2 minutes.

- **Write 10 pages of Cursive Writing in four -lined thin notebook. (Refer to the given sample)**



- 
- **Holidays homework to be submitted on the first day of school after summer vacation to the class incharge and subject teachers respectively.**
 - **Holidays homework should be neat and presentable as it will be evaluated.**
 - **It should be sent in a proper folder or clear bag with name, class and roll number mentioned on it.**

➤ Complete the following worksheets.

TRAIN YOUR BRAIN

The MORE you READ
The more THINGS you will KNOW
The MORE you LEARN
The more PLACES you'll GO!

STEPS involved

1. Select an interesting short story from any story book.
2. Read it twice in front of the mirror.
3. Get ready for recording.
4. Ask someone to record your reading.
5. Record the reading for 60 seconds only.
6. Be loud, clear and careful about expression and pauses.
7. Share the video of your recording with your class teacher on her personal number.



WORKSHEET 1

Nouns




A noun is the name of a person, animal, place or a thing.



Put the nouns into the correct box.

tiger teacher shop book doctor
pen beach elephant school dog
boy bag computer park dad
cat



Person

Animal



Place



Thing



WORKSHEET 2

FRUIT PLATTER

- Choose seasonal fruits *as per your choice*.
- Wash all fruits, slice or dice them and then arrange them on a plate nicely.
- With diced fruits, create an image of the owl/butterfly or any other thing - shown in sample picture.
- Use cookie cutters to cut fruit into fun shapes to turn your fruit plate into a work of art.
- Now, the delicious fruit platter is ready to eat.
- Click a picture of the platter along with yourself & paste it on A4 size sheet.



Sample



WORKSHEET 3

Plant a sapling and take care of it throughout the summer vacation as per the theme

LIFE ON LAND




- Refer to the given samples.
- Bring it along with your Holidays Homework

WORKSHEET 4

COLOUR THE FOLLOWING



WORKSHEET 5



WORKSHEET 6

Fill every column, row and 3x2 boxes so that they contain every number between 1 and 6.

No number should be repeated in a column, row or box.

SUDOKU GAMES

Solve the Grids



				6	
6				2	5
2			6	4	1
			5	3	
4	5			1	
		6			

					4
		6			3
		2	5		6
		5			1
	3	1			
6		4	1		5

3				2	5
	4				
4			5		
1	2				
6	5				
2	1		3		

1	2				5
3					
		1			
4			5		
5	4	2		1	3
6		3			





















WORKSHEET 7

- Learn table of 2,3,5 and 10.

1. DODGING TABLES \

$2 \times 4 = \underline{\quad}$	$5 \times 8 = \underline{\quad}$
$3 \times 7 = \underline{\quad}$	$3 \times 9 = \underline{\quad}$
$5 \times 6 = \underline{\quad}$	$2 \times 7 = \underline{\quad}$
$3 \times 8 = \underline{\quad}$	$5 \times 3 = \underline{\quad}$
$10 \times 7 = \underline{\quad}$	$3 \times 4 = \underline{\quad}$
$2 \times 9 = \underline{\quad}$	$10 \times 8 = \underline{\quad}$
$5 \times 4 = \underline{\quad}$	$2 \times 2 = \underline{\quad}$
$2 \times 5 = \underline{\quad}$	$3 \times 6 = \underline{\quad}$

2. Unscramble the letters and write correct Number names. (Fine motor skills, analytical skills)

	E N O □ □		E N E V L E □ □ □ □
	W T O □ □		W V E L E T □ □ □ □
	E H R T E □ □ □ □		R I H E T T E N □ □ □ □ □ □
	R F U O □ □ □		R O U F E T E N □ □ □ □ □ □
	E V F I □ □ □		I F N E F T E □ □ □ □ □ □
	X I S □ □		X I S E T N E □ □ □ □ □ □
	E V N E S □ □ □ □		T E E N E S N E V □ □ □ □ □ □ □ □
	T G H E I □ □ □ □		H E I G T N E E □ □ □ □ □ □ □ □
	E I N N □ □ □		N E I N T E N E □ □ □ □ □ □ □ □
	N E T □ □		W Y T E N T □ □ □ □ □ □

PUNJABI

1. ਓ ਤੋਂ ਣ ਤੱਕ ਅੱਖਰਾਂ ਨੂੰ ਸਹੀ ਬਣਾਵਟ ਨਾਲ ਹੁਨਰ ਅੱਖਰ ਅਭਿਆਸ ਵਿੱਚ ਲਿਖੋ।
2. ਕੋਈ ਇੱਕ ਪੰਜਾਬੀ ਕਵਿਤਾ ਯਾਦਕਰੋ।
(Poem should not be from the syllabus itself.)

ARI-INTEGRATED ACTIVITY

- **Locate and colour Punjab and Odisha on map.**



Write capitals of both the states.


Punjab- _____

Odisha - _____

- **Paste and name the pictures of any five monuments of each, Punjab and Odisha on A 4 size sheet.**

Computer Education

1. Join the dots and colour the machine using your favourite colours.



2. Paste the pictures of the following Parts of Computer on an A4 chart.

CPU, Mouse, Monitor, Keyboard, Printer.

DIVINITY

- Learn and write the names of Four Sahibzadas on A4 size sheet.
- Learn and write the names of Ten Gurus on A3 size sheet.
- Visit to a nearby Gurudwara sahib.
- Learn first Pauri of Japji Sahib Ji

Music is the food for the soul

let's feed our souls

1. Singing practice of Alankaars and Gurbani Shabads done in music classes.
2. Prepare any one Punjabi song:-
Satinder Sartaj, Amrinder Gill, Gurdas Mann,
Manmohan Waris, Surinder Kaur, Parkash Kaur, and
Ranjeet kaur.
3. Prepare one decent Bollywood song.
4. Practice of National Anthem.

DANCE

Dear students

Summer vacation is meant for fun and enjoyment with family and friends. It's time for children to play, enjoy, relax and re-energize.

Activities :

Prepare dance on any bollywood dance number.

Prepare any Punjabi folk dance.

ART

Straw Painting

(On A3 size sheet)

Straw painting can be done by splattering paint or blowing paint. Simply pick up some paint in a straw and splatter it on the paper or put a drop of paint on the paper and blow through the straw to make the paint spread out.

Egg tray craft



- Make vase using recycled egg cartons.



STAY HEALTHY

AND

ENJOY YOUR VACATION