


GURU NANAK PUBLIC SCHOOL  
SARABHA NAGAR, LUDHIANA



GURU NANAK PUBLIC SCHOOL  
SARABHA NAGAR, LUDHIANA

# SUMMER BREAK ASSIGNMENT

CLASS - V



## Subject - Mathematics

Activity :

# Write the population of the following districts of Punjab :

- 1) Ludhiana 2) Amritsar 3) Jalandhar

Arrange the given population in Indian and International place value chart.

Also write the number names in both systems.

**NOTE : Do the activity on A4 size sheet using coloured Pens and Pencils.**

# Learn and Write the tables from 2 to 20 in separate notebook.

Dodging Tables Test will be conducted in July.

## Subject - ENGLISH

1. Write fifteen pages of cursive writing book.

(pg no 1-15) (Do one page everyday)

2. Solve the reading comprehension from Fresh Way English Grammar Book.

(pg no 129, 130 and 133)

(Write only answers in your English Practice Notebook)

3. Read the stories given in the link 'Grandpa's Stories' and write ten lines describing the story you liked the most.

(Do it in your practice notebooks.)

[https://drive.google.com/file/d/1ftQcuRIyoORTBNMGHGmDIY3\\_Glq\\_uPPh/view?usp=drivesdk](https://drive.google.com/file/d/1ftQcuRIyoORTBNMGHGmDIY3_Glq_uPPh/view?usp=drivesdk)

4. Complete the given portfolio and submit it along with your Holidays Homework.

# Guru Nanak Public School Sarabha Nagar Ludhiana



## **STUDENT PORTFOLIO (ENGLISH)**

**Session 2024-2025**

NAME: \_\_\_\_\_

CLASS & SECTION: \_\_\_\_\_

ROLL NO: \_\_\_\_\_

ADMISSION NO: \_\_\_\_\_

SUBMITTED TO: \_\_\_\_\_

*Student Profile*

*Name of Student*\_\_\_\_\_

*Class* \_\_\_\_\_ *Section* \_\_\_\_\_

*Admission Number*\_\_\_\_\_

*E-mail Id* : \_\_\_\_\_

*Residential Address* \_\_\_\_\_

*Telephone no of Mother* \_\_\_\_\_

*Telephone no of Father*\_\_\_\_\_

*House* \_\_\_\_\_

*Date of Birth* \_\_\_\_\_

*Mother's Name*\_\_\_\_\_

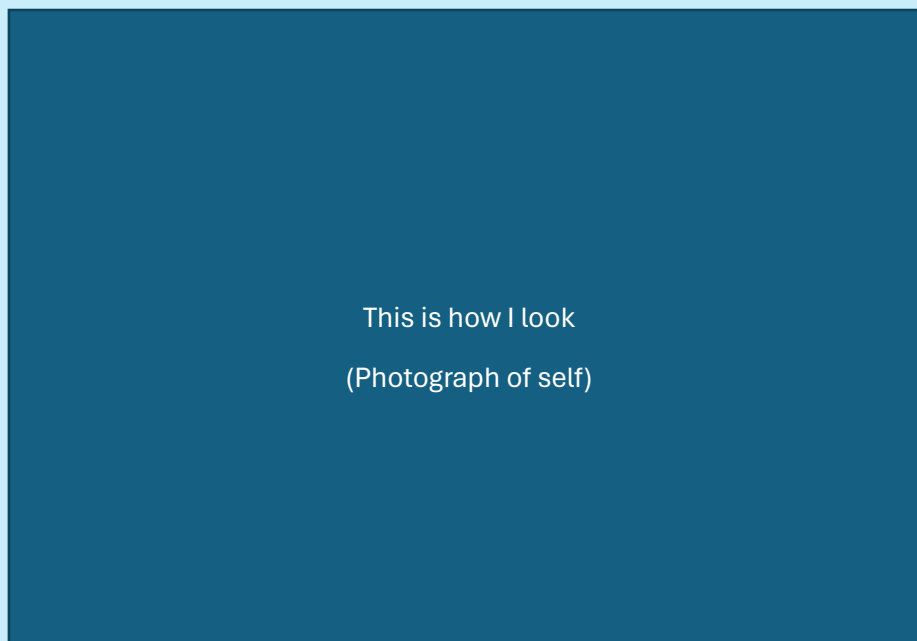
*Father's Name*\_\_\_\_\_

*Health Status:*


*Height* \_\_\_\_\_ *Blood Group* \_\_\_\_\_

*Specimen Signature of Parents/Guardian* :\_\_\_\_\_

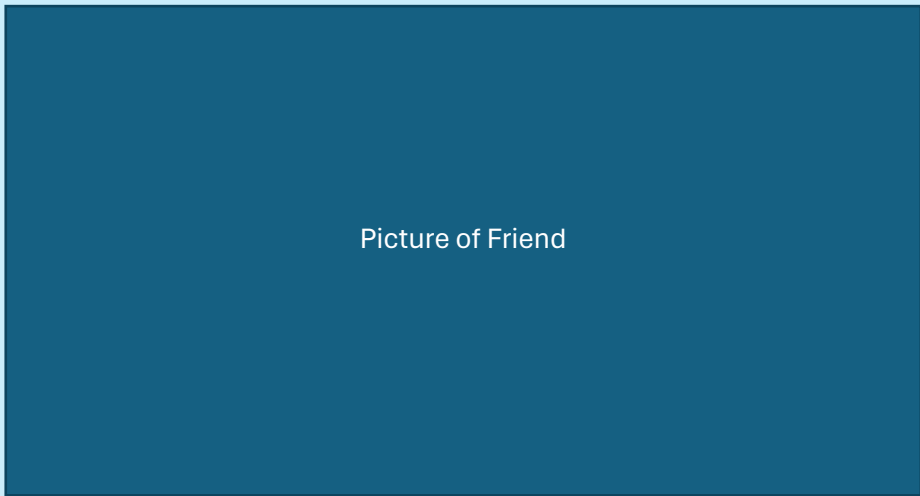
*I am popularly known as (Nick name)*\_\_\_\_\_



We are \_\_\_\_\_members in our family. This is how we look together.



I have a special friend, his / her name is\_\_\_\_\_



My favourite subject is\_\_\_\_\_

My favourite sport is\_\_\_\_\_

I want to become a\_\_\_\_\_

My hobbies are \_\_\_\_\_

My favourite food is\_\_\_\_\_

*My favourite place is* \_\_\_\_\_

*My achievement/achievements this year*\_\_\_\_\_

\_\_\_\_\_.

*My goal in life*\_\_\_\_\_.

*What I do to reach my goal*\_\_\_\_\_.

### **Subject - Science (Art Integrated)**

Make an album of different types of birds, animals and vegetation with pictures available in Punjab and Odisha and write five lines on each selection you have made.

### **Subject - SOCIAL SCIENCE**

ART INTEGRATED ACTIVITY:

1. Do the following activities about the states of Odisha and Punjab in the scrap book or A4 size sheets.

- \* Locate and label the above mentioned states and their capitals on the political map of India.
- \* Paste picture of any one freedom fighter of Punjab and one freedom fighter of Odisha. Write a few lines about them.

### **Subject Punjabi**

\* ਆਪਣੇ ਕਿਸੇ ਵੀ ਮਨਪਸੰਦ ਖੇਡ ਦੀ ਤਸਵੀਰ ਲਗਾ ਕੇ ਉਸ ਬਾਰੇ ਇੱਕ ਪੈਰਾ ਆਪਣੀ ਪੰਜਾਬੀ ਕਾਪੀ ਵਿੱਚ ਲਿਖੋ।

\* ਕੋਈ ਇੱਕ ਪੰਜਾਬੀ ਕਵਿਤਾ ਯਾਦ ਕਰੋ। (Poem should not be from the syllabus itself.)


\* 'ਲੇਖ' ਸ੍ਰੀ ਗੁਰੂ ਨਾਨਕ ਦੇਵ ਜੀ 'ਆਪਣੀ ਪੰਜਾਬੀ ਕਾਪੀ ਵਿੱਚ ਲਿਖੋ। ( from grammar book.)



## Subject - Hindi

1. अपनी हिंदी की पाठ्यपुस्तक 'दिशा' हिंदी पाठमाला के पाठ-5 'ईमानदारी', पाठ-6 'हाजिर जवाब बीरबल' का मौखिक अभ्यास करें।
2. अपनी उत्तर पुस्तिका पर कोई पाँच सुलेख लिखे उदाहरण- राम ईमानदार बालक है।
3. निम्नलिखित चित्र और शब्दों को देखकर वाक्य पूरे करें।

चित्र और शब्दों को देखकर वाक्य पूरे कीजिए:-



- क) यह चित्र \_\_\_\_\_ का है।
- ख) आसमान में \_\_\_\_\_ चमक रहा है।
- ग) \_\_\_\_\_ घास चर रही है।
- घ) आकाश में \_\_\_\_\_ उड़ रहे हैं।
- ङ) चारों तरफ \_\_\_\_\_ उगी है।
- च) पेड़ पर \_\_\_\_\_ लगे हुए हैं।
- छ) फूलों पर \_\_\_\_\_ बैठी है।

**NOTE - Dear students, Do your holidays homework in Hindi notebook only.**

## Subject - GK

- Make an innovative mini newspaper with at least 20 latest news of the month of June.
- Learn and complete till page 20 from GK book 'World of Wisdom'.
- Write a topic in 10-15 lines on any one current Non- Political issue.  
Eg. Sports, Environment, Tourism, Science etc.  
Child will have to speak about it in GK period after vacation.  
(Please note: Paper reading is not allowed)

## Subject - Computer

1. Design a poster in Microsoft Word on any one of the given topics:

- World Environment Day
- Healthy Eating Habits
- Good Manners & Etiquettes
- Yoga Day

**Instructions:** The poster should contain the following:

- ✓ Attractive Background
- ✓ Images (4 – 5)
- ✓ Different Font styles for headings and text

2. Draw the Time Table of your class in Microsoft Word using the feature “Tables”. (Refer Ch 3 of the book).

**Note: Bring coloured printouts of both the projects.**

## Subject - Divinity

Learn pauries 20th and 21st of Japji Sahib and complete your Divinity notebook.

## Subject - Music

Music is the food for the soul let's feed our souls

1. Singing practice of Alankaars and Gurbani Shabads done in music classes.

1. Prepare any one Punjabi folk song :-

(like Tappe, Chhala, Bollian, Mirza, Heer, Suhag. Ghorrian and Rati ) Singer artists for girls - Surinder Kaur, Gurmeet Bawa, Parkash Kaur and Ranjeet Kaur .

Singer artists for boys - Gurdas Mann, Manmohan Varis , Alam Lohar and Satinder Sartaj .

2. Prepare one decent Bollywood song sung by these artists- Mohamad Rafi, Mukesh , Kishore Kumar, Lata Mangeshkar, Asha Bhosle, Neha Kakkar and Arijit Singh.

3. Practice of National Anthem.

## Subject - Dance

Dear students ,

Summer vacations are meant for fun and full of enjoyment with family and friends . It's time for children to play , enjoy , relax and re - energize.

Activities :

Prepare dance on any bollywood dancing number .

Prepare any Punjabi folk dance .



## **SUBJECT - ART**

### **CITRUS FRUIT PRINTMAKING**

Making art prints with citrus fruits like orange, grapefruit, lemon, etc., is a fun way to engage students and bring out the artist in them.

**MATERIAL REQUIRED:** 2-3 citrus fruits of your choice, paints, drawing sheets, paint brushes, a palette, and a knife.

**Instructions:** Cut each citrus fruit into two halves (Parents are advised to do that). Now squeeze out the juice gently, as it saves the activity from turning messy. Now, ask the kid to load their favourite color paint using the paint brushes on the pulp side. Stamp the different colors on the sheet one by one to create beautiful prints. Kids can also stamp them on a cotton cloth for homemade gifting purposes.

### **A SPLASH OF ANIMATION**



Make a small Terracotta Pot in Cartoon Character of your own choice.

## **Subject - Sports**

1. Practice 5 Yoga Asanas
  - Tada Asana
  - Padma Asana
  - Bhujanga Asana
  - Hala Asana
  - Ardh Chakra Asana
2. Draw a diagram of any one game:
  - Football (Field)
  - Badminton (Court)