



GURU NANAK PUBLIC SCHOOL SARABHA NAGAR



SUMMER BREAK ASSIGNMENTS



LEARNING BY DOING

- Keep your room clean and well organized.
- Help your parents with daily chores.
- Spend time with your grandparents and help them.
- Eat nutritious food and healthy food.

Do's:

- Drink lots of water.
- Wear light cotton clothes.
- Have plenty of seasonal fruits like musk-melon, water-melon, orange, cucumber, etc.
- Study for half an hour to one hour every day.
- Keep a balance between work and play.
- Discover your creativity through Research Work Sheets.



Don'ts:


- Don't eat junk food.
- Don't watch too much TV.
- Don't waste time in being lazy.
- Don't make your place of living dirty.

To keep you entertained during these holidays, a very innovative summer homework has been designed that involves family participation too. So spend blessed time with the family. Relax, enjoy, show your creativity and come back refreshed!!!

Note:

- Prepare a poem for English Recitation Competition to be held in the month of July (the poem should not be from the course book).
- Complete the Cursive writing book till page no.30.
- Learn tables 2 to 5.
- Complete the following worksheets.

Holiday homework to be submitted on the first day of school after summer vacation to the class in-charge and subject teachers respectively.



Exercise For Your Mind

*The MORE you READ
The more THINGS you will KNOW
The MORE you LEARN
The more PLACES you'll GO!*

STEPS involved

1. Select an interesting short story from any story book.
2. Read it twice in front of the mirror.
3. Get ready for recording.
4. Ask someone to record your reading.
5. Record the reading for 60 seconds only.
6. Be loud, clear and careful about expression and pauses.
7. Share the video of your recording with your class teacher on her personal number.




WORKSHEET 1

SWEET NOUNS

Read the nouns on the candy. Use the colour code to colour the candy

Colour Code : person - red place - purple
 thing - pink animal - orange



WORKSHEET 2

Yummy Food



Choose the correct food and write



(soup, milkshake, coffee, sandwich, pancakes, pineapple, sweets)

1. This fruit is yellow inside and you can make juice from it.

2. Some people put milk and sugar in this hot drink.

3. You make this drink with milk and your favourite kind of fruit.

4. These are hot, thin and round. You can put lemon juice on them.

5. Most children and grown ups love eating these but they are bad for your teeth.

6. You make this with bread and you can put meat or salad inside.

7. You can eat or drink this from a bowl or from a cup.



WORKSHEET 3

Can you name the different rooms and places in the house?



What room is this?



What room is this?



What room is this?



What room is this?




What room is this?



What room is this?

WORKSHEET 4



In the zoo there are many animals, look at the picture and identify them. Write the number next to the correct animal.

- | | |
|--------------|-----------|
| 1_Crocodile | 14_Hippo |
| 2_Flamingo | 15_Parrot |
| 3_Penguin | |
| 4_Polar bear | |
| 5_Lion | |
| 6_Zebra | |
| 7_Tiger | |
| 8_Toucan | |
| 9_Monkey | |
| 10_Giraffe | |
| 11_Elephant | |
| 12_Gorilla | |

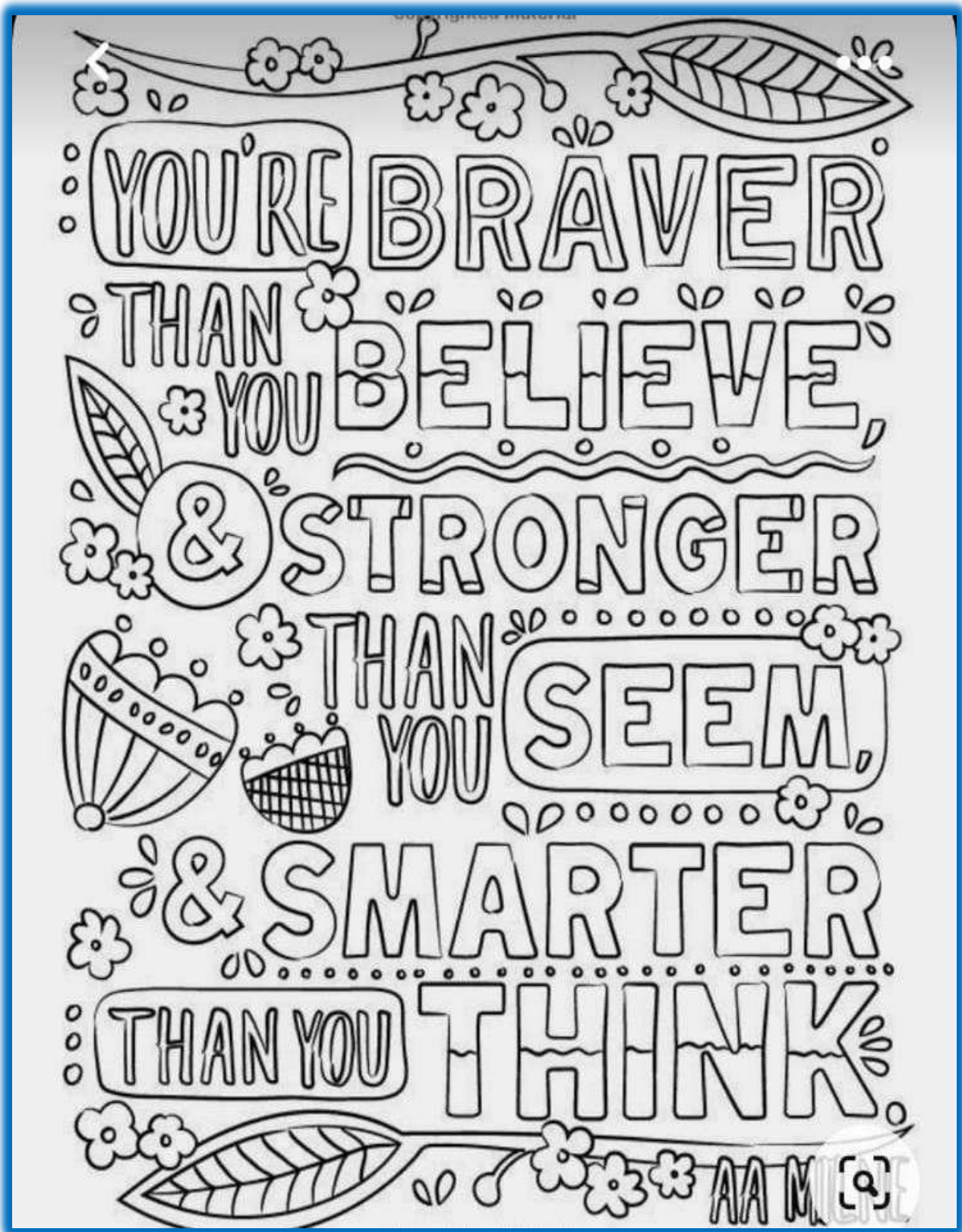
Look at the picture and answer the questions:

- A. How many people can you see in the picture?
.....
- B. How many animals can you see in the picture?
.....
- C. Are there three tigers in the picture?
.....
- D. Is there a crocodile in the picture?
.....
- E. Are there two elephants in the picture?
.....
- F. Is there a gorilla baby in the picture?
.....
- G. Is there a fish in the picture?
.....
- H. Are there four trees in the picture?
.....



WORKSHEET 5

COLOUR THE FOLLOWING



REFER TO THE FOLLOWING PICTURES AND MAKE ANY ONE OF THESE 3D CRAFTS ON A CHART WITH COLOURFUL ORIGAMI PAPERS



A)



B)



C)



D)

ART-INTEGRATED ACTIVITY

Locate and colour Punjab and Andhra Pradesh on map.



Write capitals of both the states.

Punjab-_____

Andhra Pradesh-____

Read the following paragraph and underline the nouns



Punjab is the land of five rivers. Its capital is Chandigarh. Its major crop is wheat. The folk dances of Punjab are Gidda and Bhangra. Its regional language is Punjabi. Andhra Pradesh is the seventh largest state in India. Rice is the main crop of the state. Its capital is Hyderabad. The main dance of Andhra Pradesh is Kuchipudi and Telugu is its official language.

PUNJABI

1. ਓ ਤੋਂ ਣ ਤੱਕ ਅੱਖਰਾਂ ਨੂੰ ਸਹੀ ਬਣਾਵਟ ਨਾਲ ਸੁਲੇਖਮਾਲਾ (writing book) ਵਿੱਚ ਲਿਖੋ ।
2. ਕੋਈ ਇੱਕ ਪੰਜਾਬੀ ਕਵਿਤਾ ਯਾਦ ਕਰੋ।
3. Learn first pauri of Japji Sahib Ji .

ART

- Draw a Rainy Day Scene on A-4 size sheet.
- Make and decorate the following crafts:



MUSIC

- Singing practice of Gurbani Shabads done in music class.
- Prepare any two decent songs.
- Practice of National Anthem.

DANCE

Dear Students


Summer vacations are meant for fun and full of enjoyment with family and friends. It's time for children to play, enjoy, relax and re- energize.

ACTIVITIES

- Prepare dance on any bollywood dancing number.
- Prepare any Punjabi folk dance.

COMPUTER EDUCATION

1. Join the dots and colour the machine using your favourite colours.



Note: Marks will be added in Internal Assessment.

2. Paste the pictures of the following Parts of Computer on an A4 chart.

CPU, Mouse, Monitor, Keyboard, Printer

HAPPY
SUMMER
VACATION!

